



Rhino HIT Kit & Rhino HIT Kit +2™

Rhino HIT Kits are used to enhance root cause investigations and to accurately record damage to buried facilities such as fiber optic cable, pipelines, electrical lines and more. Use of the HIT Kit in your investigation enables consistent documentation across your organization by using a standard tool to record every incident. High visibility Damage and Mark posts allow you to photograph the excavation site from different angles and provide a better perspective of the damage or near miss. Use of the HIT Kit +2 allows photographing an even larger area and also assists in extrapolating the locate marks for a clearer depiction of the scene. Use of the Rhino HIT Kit or HIT Kit +2 can reduce unnecessary and costly legal actions when damage occurs.



Document the markings before you dig



Before You Dig...

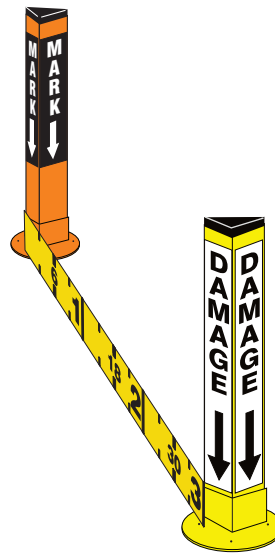
Industry Best Practices advise excavators to document markings BEFORE digging. Common Ground Alliance (CGA) Excavation Best Practice 5.11 states: *An excavator uses dated pictures, videos or sketches with distance from markings to fixed objects recorded, to document the actual placement of markings.*

Why?

The primary purpose of this best practice is to avoid unnecessary litigation and expensive legal fees for all parties involved.

If You Hit

Photograph the excavation site from different angles to provide various perspectives of the damage.



Protect Your Interests

This simple kit can save you the time and expense of legal proceedings.

The Rhino HIT Kit comes in a convenient carrying bag and is easy to assemble and use.

Using the HIT Kit before and after digging provides a consistent means of documenting the markings at excavation sites.

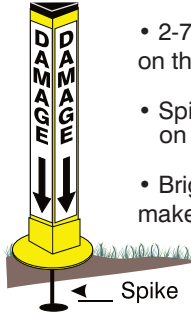
Budco
WE'VE GOT **IDEAS!**
budcocable.com | 800-331-2246

Budco Cable Supplies - PO Box 3065 Tulsa, Ok 74101-3065
800-331-2246 - www.BudcoCable.com



Rhino HIT Kit & Rhino HIT Kit +2™

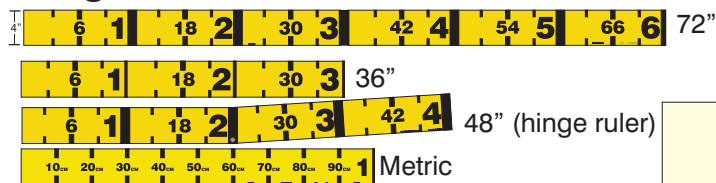
Location Marker Posts



- 2-7/8" x 14" easy-to-read legends on the sides of each post.
- Spikes to secure posts if needed on uneven ground.
- Brightly colored posts and legends make them easy to read in photos.



Large scale ruler



Ensures measurements are recorded clearly. The rigid style prevents photographic tricks.

HIT Kit Bag



The HIT Kit bag makes the kit easy to store and carry.

Dry Erase Board Kit (Optional)

This kit lets you add legible notes to the photo.

- 3" x 9" Dry Erase Board printed with Date, Time and Location
- You choose what to write
- Pen
- Eraser
- Velcro Strip & Zip Lock Bag

DATE:

TIME:

LOCATION:

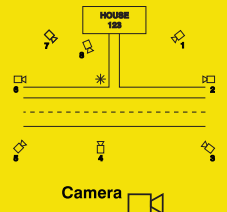


Rhino HIT Kit™ Documentation Guidelines

These are just general guidelines. Your company may have more specific instructions and guidelines.

Photography Tips

- Photograph the site prior to excavation
- Photograph existing locates/markings
- Utilize the Hit Kit ruler for distance verification
- Photograph the entire area
- Show a quantifiable location/address (street sign, house number, mailbox address, etc.)
- Photograph vehicles, equipment, company names, or license plates
- Take incident photos.
- Initial, Progression, Final, of the entire site
- Make sure the correct Date/Time stamp is active on your camera
- Take photos from multiple vantage points (360 degrees)
- Be cognizant of the Weather conditions Bright / Dark / Flash
- Maintain a spare power supply & memory card



General Tips

- Stay Calm
- Maximize your opportunities (Close/Distant etc...)
- Take more pictures than you think you will need
- Quality Pictures complement written documentation
- Digital photography is admissible in court
- Whenever possible, obtain names and contact information of any potential witnesses, other facility owners, and the Right-of-Way owner.

36" Ruler Back Side



Rhino HIT Kit & Rhino HIT Kit +2™

HIT Kit Information



HK20-ENG

HK20-ENG includes:

- 1 Mark Post with 3 Mark decals
- 1 Damage Post with 3 Damage decals
- 1 36" Ruler
- 2 Stands to hold the posts
- 4 Spikes to secure the posts
- 1 Bag

HK20-ENG Variations

HK20-ENG/72 = HK20 ENG but with a 72" ruler.

HK20-ENG/MET = HK20-ENG but with a metric ruler.

HK20-FRE/ENG = HK20-ENG but with a metric ruler & 2 French & 1 English decal per post.

HK20-SP/ENG = HK20-ENG but with 2 Spanish & 1 English decal per post.

* A Damage Investigation: Field Investigation Techniques Video DVD is available for purchase with most HIT Kits.

HIT Kit +2 Information



HK220-ENG

HK220-ENG includes:

- 3 Mark Posts each with 3 Mark decals
- 1 Damage Post with 3 Damage decals
- 1 36" Ruler
- 4 Stands to hold the posts
- 8 Spikes to secure the posts
- 1 XL Bag

HK220-ENG Variations

HK220-ENG/72 = HK220 ENG but with a 72" ruler.

HK220-ENG/MET = HK220-ENG but with a metric ruler.

HK220-FRE/ENG = HK220-ENG but with a metric ruler & 2 French & 1 English decal per post.

HK220-SP/ENG = HK220-ENG but with 2 Spanish & 1 English decal per post.

* A Damage Investigation: Field Investigation Techniques Video DVD is available for purchase with most HIT Kits +2s.

Optional parts include:

- Dry Erase Board Kit (includes 3" x 9" dry erase board, pen, eraser, velcro strip & zip lock bag)
- Additional Mark Posts with Stand & Spike (English or French/English or Spanish/English)
- Additional Damage Posts with Stand & Spike (English or French/English or Spanish/English)
- Replacement Stands
- Replacement Aluminum Spikes
- Additional Rulers (36", 48", 72" or 1 Meter)
- Replacement Bags (regular or XL)
- Damage Investigation Video

Colors and Size

All Mark posts are 20" Orange TriView™ posts with a black cap.

All Damage posts are 20" yellow TriView 400 posts with a black cap.

The HIT Kit Bag is 41" by 5.5"

The HIT Kit +2 XL Bag is 39" L by 4" W by 12" H

Rulers are yellow with black markings. The 36" & 72" Ruler have Documentation Guidelines printed on the back side.

Mark and Damage posts are available in other colors and sizes but may require a minimum order. Call for details.